

# S4H RELAY

SHORI

## u Features

- ∅ Slim type and small occupying area can be applied in high density PC Board mounting technique.
- ∅ 10A switching capability.
- ∅ Transparent sealed available.

## u Coil Data [at 20°C]

### ∅ Standard Type

Rated voltage (V)	Coil Resistance ±10% (Ω)	Rated Current ±10% (mA)	Pick up Voltage (Max)	Drop out Voltage (Min)	Max continuous Voltage	Power consumption At rated Voltage
5	34.7	144	80% of rated voltage	5% of rated voltage	130% Max of Rated voltage	Approx.0.72W
6	50	120				
9	112.5	80				
12	200	60				
18	450	40				
24	800	30				
48	3200	15				

### ∅ High sensitivity Type

Rated voltage (V)	Coil Resistance ±10% (Ω)	Rated Current ±10% (mA)	Pick up Voltage (Max)	Drop out Voltage (Min)	Max continuous Voltage	Power consumption At rated Voltage
5	46	108	80% of rated voltage	5% of rated voltage	130% Max of Rated voltage	Approx.0.54W
6	67	90				
9	150	60				
12	270	45				
18	600	30				
24	1060	22.5				
48	4360	11				

## u Contact Rating

Resistive load	10A 250VAC, 10A 30VDC
----------------	-----------------------

## u Type List

Terminal style	Contact form	Type	Designation(provided with)
PCB terminal	1A (SPNO)	Standard	S4H-12V-1A
	1A (SPNO)	High sensitivity	S4H-12B-1A
	1C(SPDT)	Standard	S4H-12V-1C
	1C(SPDT)	High sensitivity	S4H-12B-1C

### Ordering information

S4H - 12 B - 1A S  
 1            2            3 4

- 1. S4H -- Basic series designation.
- 3. 1A -- Single pole normally open  
 1C -- Single pole double throw

- 2. 12 -- Coil Voltage (5V~48V), Standard Type  
 12B – High sensitivity Type
- 4. S -- Sealed type washable  
 Blank: Sealed type

### Specification

Contact material	Ag Alloy	
Contact resistance	100 m Ω Max	
Operate time	20 ms Max	
Release time	10 ms Max	
Insulation resistance	100 M Ω Min. (DC 500V)	
Dielectric strength	Between open contact : AC 1000V ,50/60Hz 1 min.	
	Between contact and coil : AC 5000V, 50/60Hz 1 min.	
Vibration resistance	Operating extremes	10~50Hz, amplitude 1.5 mm
	Damage limits	10~50Hz, amplitude 1.5 mm
Shock resistance	Operating extremes	10G
	Damage limits	100G
Life expectancy	Mechanical	10,000,000 operations (frequency 18,000 operations/hr)
	Electrical	100,000 operations (frequency 1,800 operations/hr)
Operating ambient temperature	-40~+70°C (no freezing)	
Weight	Approx 13 g	

### Safety Approval

Certified	UL/CUL	TUV
File No.	E188091	R 50177786


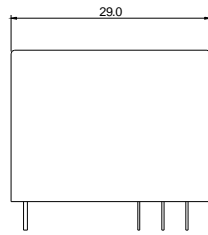
### Safety Approval Rating

UL/CUL	TUV
10A 250VAC 10A 30VDC	10A 250VAC

# S4H RELAY

SHORI

## Outline Dimension



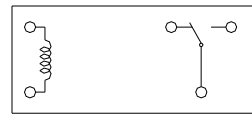
## Wiring Diagram

BOTTOM VIEW

1A

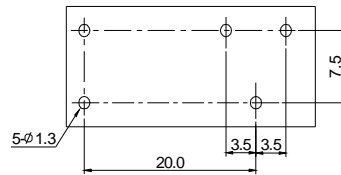
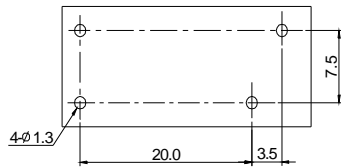


1C



## PC BOARD LAYOUT

BOTTOM VIEW



## Engineering Data

